


ISB-E901-GNRSP

- Industrial Server-grade SSI-EEB Motherboard
- Intel® Xeon® 6500/6700-series (Up to 350W)
- 16 x DDR5 RDIMM/3DS RDIMM/MRDIMM
- 5 x PCIe 5.0 x16 Slots , 1 x PCIe 5.0 x8 Slots
- 2 x PCIe5.0 x4 M.2 Slots (22110/2280)
- 12 x SATA 3.0 HDD/SSD Ports
- 2 x MCIO (PCIe 5.0 x8)

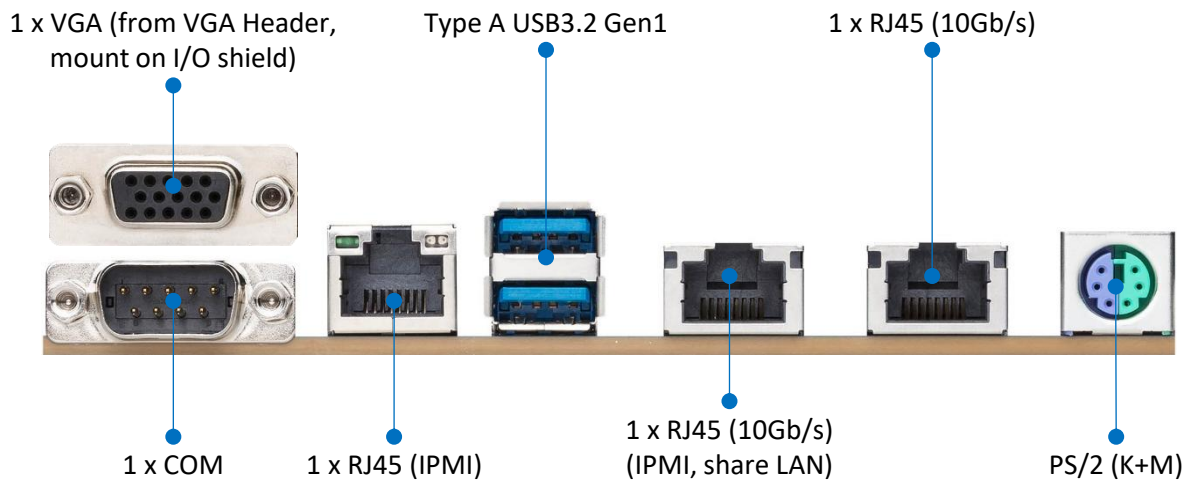


Specification

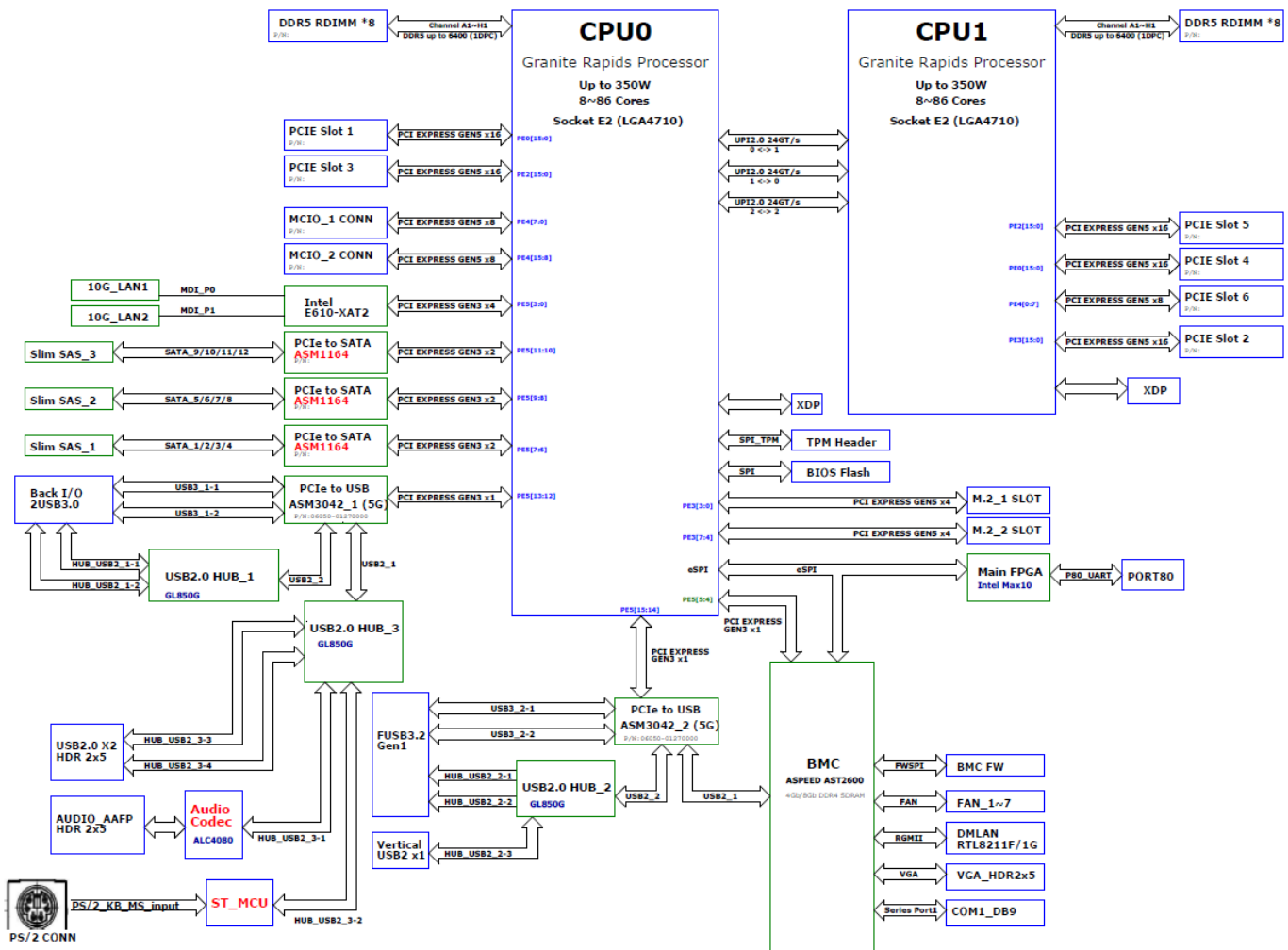
Processor System	CPU	Birch Stream SP Platform (Granite Rapids SP) Dual Socket E2, LGA4710 Max. 350W TDP	
	Memory	Technology DDR5 RDIMM /3DS RDIMM Up to 6400MTs (1DPC) MRDIMM Up to 8000MTs (1DPC)	
Memory	Max. Socket	128 GB per channel 16 Slots	
	Display	VGA 1 (AST2600)	
Expansion Slot	PCIe	Total PCIe Slots	6
		PCIe Slot 1	1 x PCIe 5.0 x16 Slot (x16 Speed, from CPU0 x16, support CXL 2.0)
		PCIe Slot 2	1 x PCIe 5.0 x16 Slot (x16 Speed, from CPU1 x16, support CXL 2.0)
		PCIe Slot 3	1 x PCIe 5.0 x16 Slot (x16 Speed, from CPU0 x16, support CXL 2.0)
		PCIe Slot 4	1 x PCIe 5.0 x16 Slot (x16 Speed, from CPU1 x16, support CXL 2.0)
		PCIe Slot 5	1 x PCIe 5.0 x16 Slot (x16 Speed, from CPU1 x16, support CXL 2.0)
		PCIe Slot 6	1 x PCIe 5.0 x8 Slot (x8 Speed, from CPU1 x8, support CXL 2.0)
	M.2	2 x M.2 M key, Type 22110/2280 (PCIe 5.0 x4 from CPU0)	
Ethernet	Controller	1 x Intel® E610-XAT2 (PCIe 3.0 x4 from CPU0) 1 x Realtek RTL8211F (RGMII from AST2600, for IPMI MGMT port)	
	Connector	3 x RJ-45 (2 x 10Gb/s, 1 x IPMI MGMT port)	
Storage	SATA port	3x Vertical Slimline SAS connectors, support 12 x SATA3.0 HDD/SSD, Up to 6 Gb/s	
Rear I/O	VGA	1 (Header)	
	COM Port	1 (RS232)	
	USB3.2 Gen1	2 x Type-A	
	Ethernet	2 x 10Gb RJ45, 1 x IPMI RJ45	
	PS/2	1 (Keyboard + Mouse)	
Internal Connector	USB3.2 Gen1	1 x Header Support Additional 2 x USB3.2 Gen1 Ports	
	USB2.0	1 x Header Support Additional 2 x USB2.0 Gen1 Ports 1 x Vertical Type-A USB2.0 Connector	
	Audio	2 (Line-In, Line-Out)	
	CPU Fan/ Chassis Fan	7 x 4-pin	
	System Panel	1 x Header	
	Chassis Intrusion	1 x Header	
	Clear CMOS	1 x Header	
	Debug Code Display	1	
	SMBus	1 x Header	
	Power connector	1 x 24-pin SSI power connector 4 x 8-pin SSI 12 V power connector (2 for CPU, 2 for PCIe Card)	

Security	TPM	1 x SPI TPM header
Watchdog Timer	H/W	Yes
Power Type	Power Type	AT mode/ ATX mode
Management	Out of Band Management	Yes (AST2600)
OS & Software Support	Microsoft Windows	Windows® Server 2022/ 2025
	Linux	Ubuntu, RedHat Enterprise, Fedora Workstation, OpenSUSE
	ASUS AICC	<input checked="" type="checkbox"/> HW Monitor <input checked="" type="checkbox"/> Power Scheduling <input checked="" type="checkbox"/> Watch Dog Timer <input checked="" type="checkbox"/> Fan Control
	User Interfaces	<input checked="" type="checkbox"/> IPMI <input checked="" type="checkbox"/> Redhat
	Operating Temperature	0~50° C
Environment	Non-Operating Temperature	-40~85° C
	Relative Humidity	Operational humidity: 40° C@10%~95%
Form Factor	Dimensions	SSI-EEB (12" x 13")
Certification	EMC (CLASS B)	CE, FCC, BSMI, VCCI, RCM
	Safety	CE-LVD

Back I/O



Block Diagram



Accessory List

#	P/N	Item	Description	Q'ty	Note
1	13020-10240200	I/O Shield	IO:2USB/VGA/COM	1	Must
2	13MB0000T03011	M.2 Q-Latch	ALL MB MOVABLE Q-LATCH KITS 1IN1	1	Must
3	14019-00260000	VGA Cable	CABLE VGA D-B15P/F TO 2.0 2X5P 18CM W/SC	1	Must
4	90ME06N0-MNXBN0	TPM Module	TPM-SPI-A//INFINEON, SPI TPM MODULE, CARD	1	Optional
5	14022-00610300	MCIO Cable	Daul MCIO x8 to PCIe x16 Slot	1	Optional